





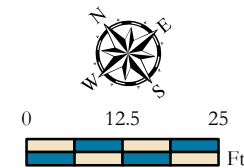
Founders Centre II

1st Floor Lease Plan

Myrtle Beach,
South Carolina

-  Occupant Areas
-  Building Circulation Area
-  Amenity/Service Areas
-  Major Vertical Penetration

This plan was created based on architectural drawings and Field Measurements. This calculation is deemed accurate if a re-measurement gives results with a variance of two percent (2%) or less. All areas are based on ANSI/BOMA Z65.1-2010 Office Building Standards, Method B



 Burroughs & Chapin

8820 Marina Parkway
Myrtle Beach, SC 29572
843-448-5123 Ph.
www.bc-leasing.com