



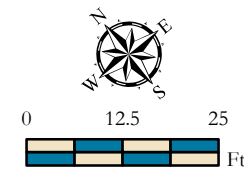


Founders Centre II

1st Floor Lease Plan

Myrtle Beach,
South Carolina

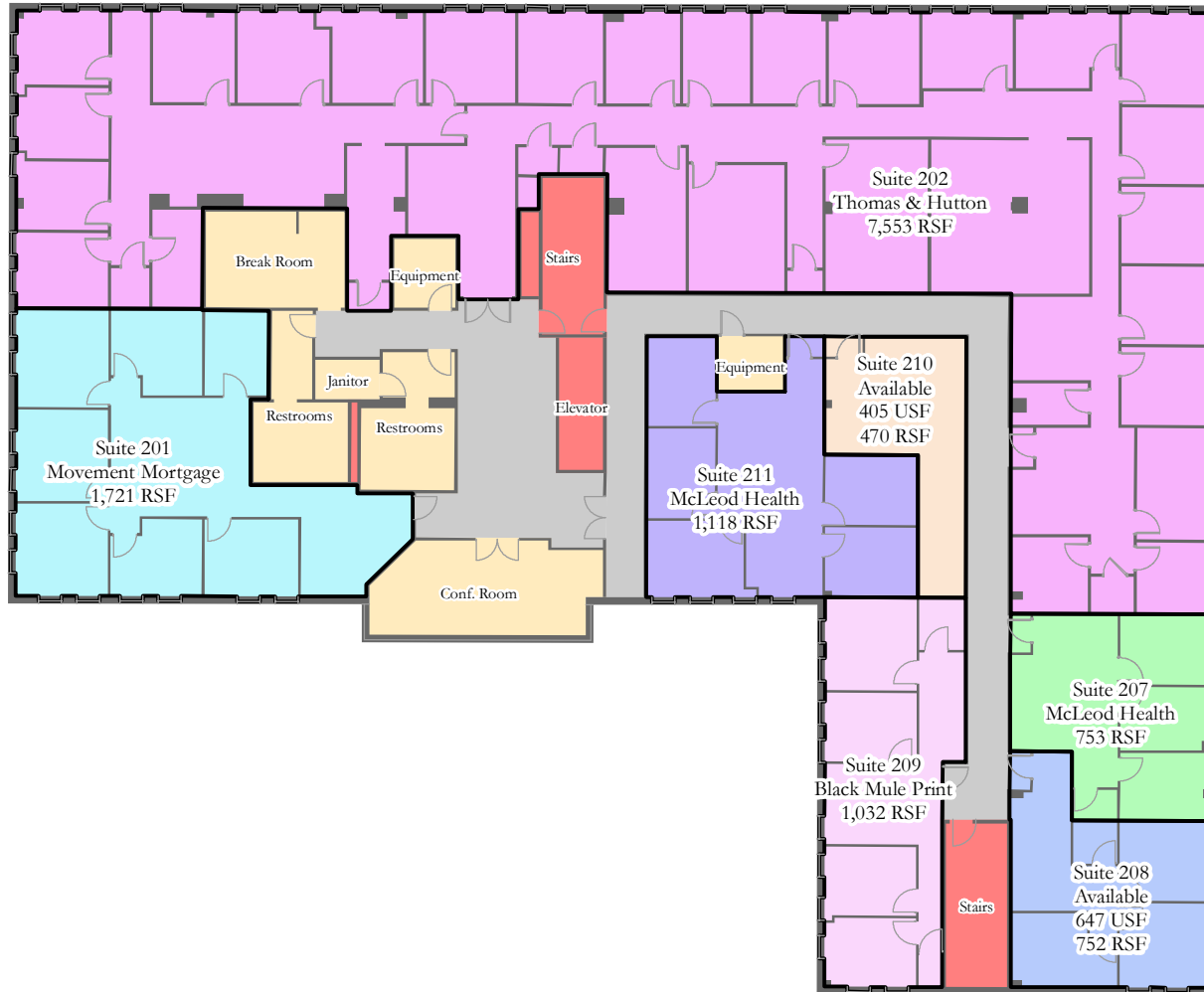
-  Occupant Areas
-  Building Circulation Area
-  Amenity/Service Areas
-  Major Vertical Penetration



 **Burroughs & Chapin**

8820 Marina Parkway
Myrtle Beach, SC 29572
843-448-5123 Ph.
www.bc-leasing.com

This plan was created based on architectural drawings and Field Measurements. This calculation is deemed accurate if a re-measurement gives results with a variance of two percent (2%) or less. All areas are based on ANSI/BOMA Z65.1-2010 Office Building Standards, Method B







Founders Centre II

2nd Floor Lease Plan

Myrtle Beach,
South Carolina

Legend

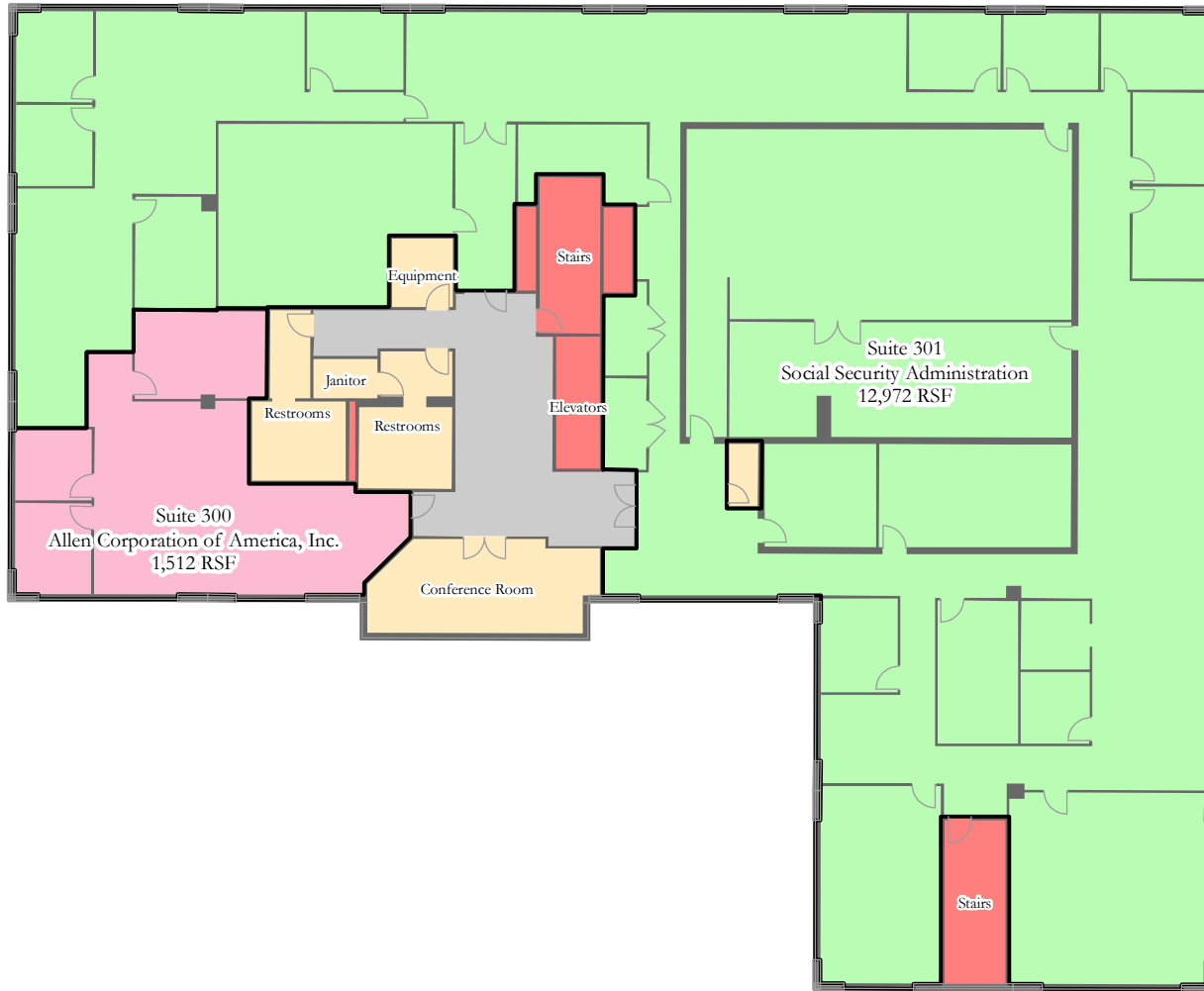
-  Occupant Areas
-  Amenity/Service Areas
-  Building Circulation Area
-  Major Vertical Penetration



 Burroughs & Chapin

8820 Marina Parkway
Myrtle Beach, SC 29572
843-448-5123 Ph.
www.bc-leasing.com





The information provided on this map is compiled from various sources. Parcel and Centerline Data are courtesy of Local County's GIS Department. This data has not been verified for accuracy and is not guaranteed. The information provided should be used at the user's discretion and for general information purposes only.



Founders Centre II

3rd Floor Lease Plan

Myrtle Beach,
South Carolina

-  Occupant Areas
-  Building Circulation Area
-  Amenity/Service Areas
-  Major Vertical Penetration

This plan was created based on architectural drawings and Field Measurements. This calculation is deemed accurate if a re-measurement gives results with a variance of two percent (2%) or less. **All areas are based on ANSI/BOMA Z65.1-2010 Office Building Standards, Method B**



 Burroughs & Chapin

8820 Marina Parkway
Myrtle Beach, SC 29572
843-448-5123 Ph.
www.burroughschapin.com